

Track System Specification

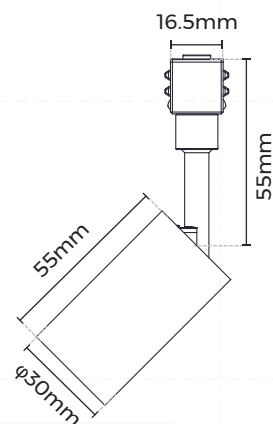
MT20S-30

— MagTrack 20 series

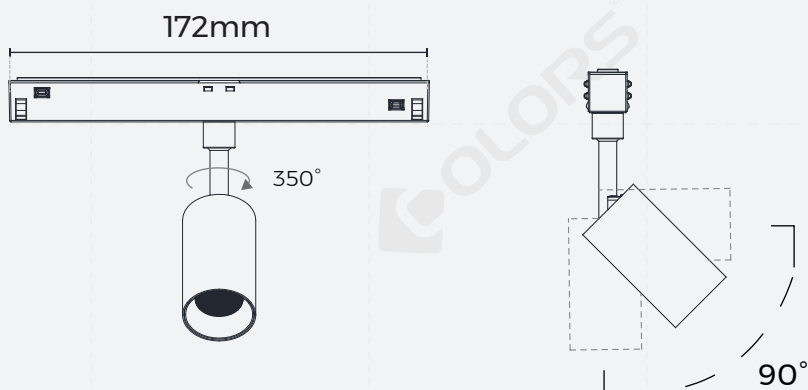


◎ Basic Parameters

- Material: AL1070, spraying surface
- Coating: Black (RAL9005)/White (RAL9003)
- Size: $\phi 30 \times 55 \text{mm}$
- IP grade: IP20
- CCT: 2700K, 3000K, 4000K optional
- CRI: 90
- SDCM: <3 Step (ANSI)
- Beam angle: $18^\circ, 24^\circ, 36^\circ, 50^\circ$
- Light efficiency: 74 LM/W, 78 LM/W, 78 LM/W, 72 LM/W
- Input voltage: DC24V-48V
- Lighting direction: Downward
- Dimming method: Non-dimming, DALI-2, Tuya Bluetooth, CASAMBI
- Application: Indoor
- Certification: CE, UKCA, ROHS, Reach
- Warranty: 5 years



◎ Product mechanical data



© Luminaire Parameters

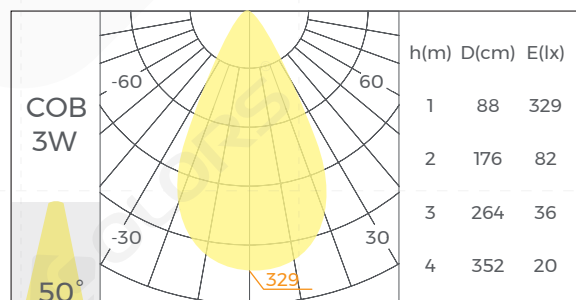
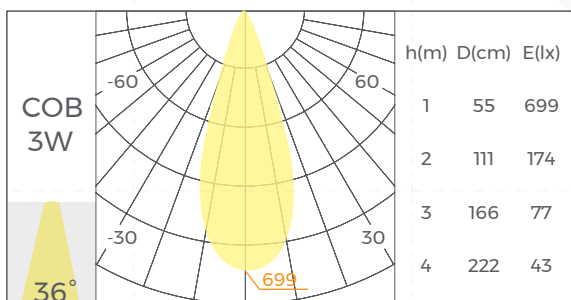
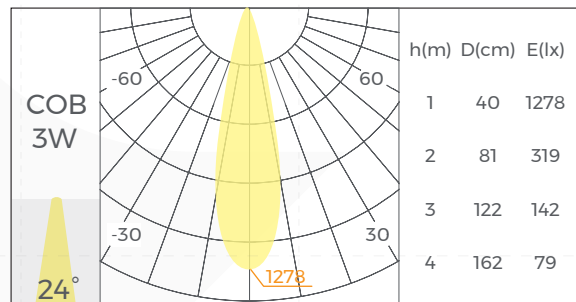
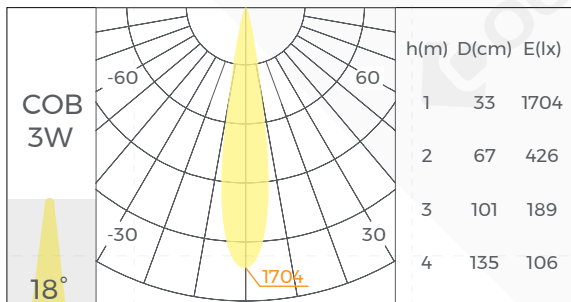
Version	Model	Size	Input Voltage (V)	Max. Current (A)	Type Power (W)	Max. Power (W)	CRI	Beam Angle	CCT	Lumen (LM)
Normal	MT20S-30	φ30*55mm	24-48VDC	0.125-0.063	3.0	3.0	>90	18°	2700K	200
									3000K	210
									4000K	225
Normal	MT20S-30	φ30*55mm	24-48VDC	0.125-0.063	3.0	3.0	>90	24°	2700K	205
									3000K	220
									4000K	235
Normal	MT20S-30	φ30*55mm	24-48VDC	0.125-0.063	3.0	3.0	>90	36°	2700K	205
									3000K	220
									4000K	235
Normal	MT20S-30	φ30*55mm	24-48VDC	0.125-0.063	3.0	3.0	>90	50°	2700K	190
									3000K	200
									4000K	215

Note:

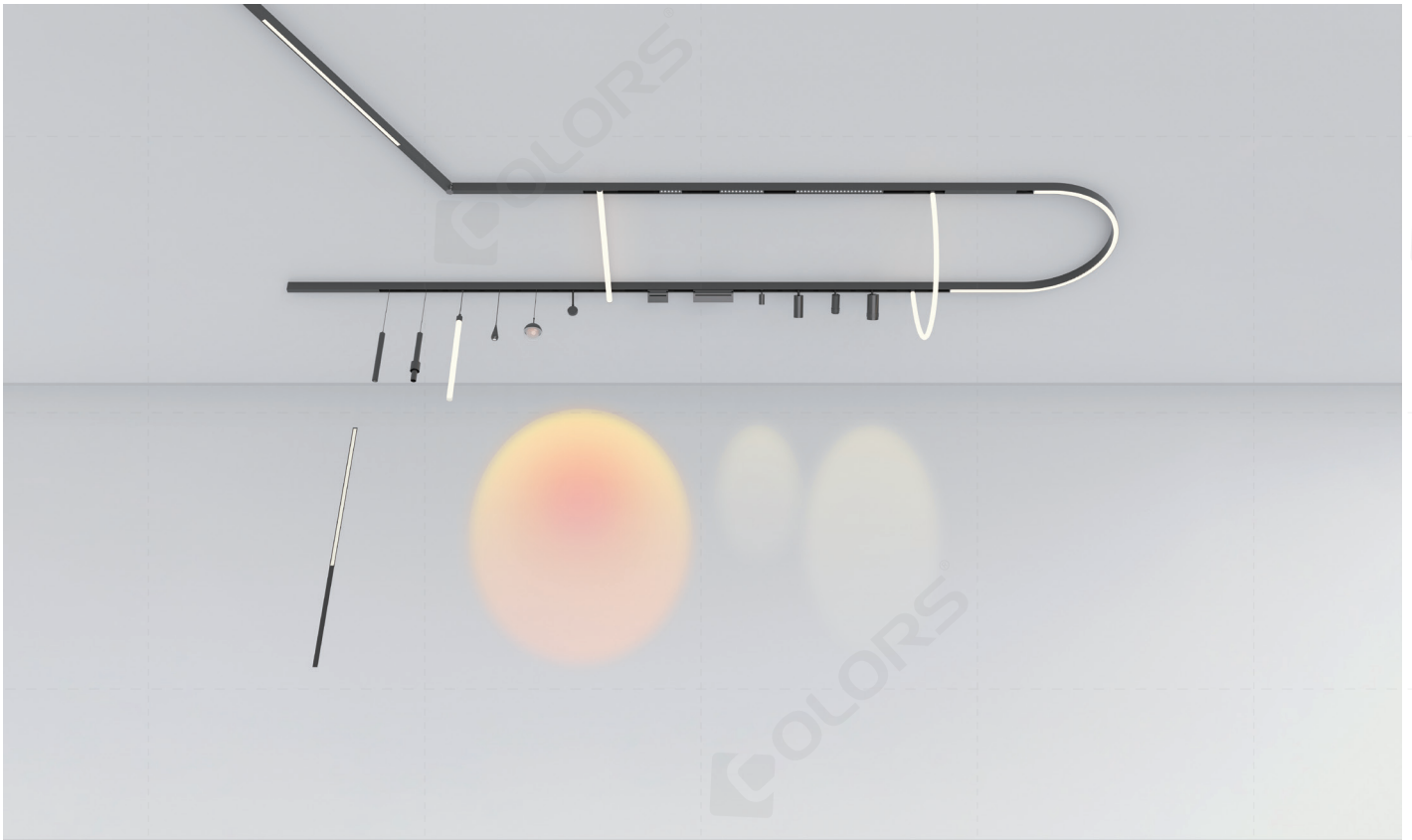
1. The output data is based on the testing result of Ra90,4000k luminaires;
2. The tolerance of output data can be vary up to 10%;
3. The output data is typical value.

© Optical Parameter

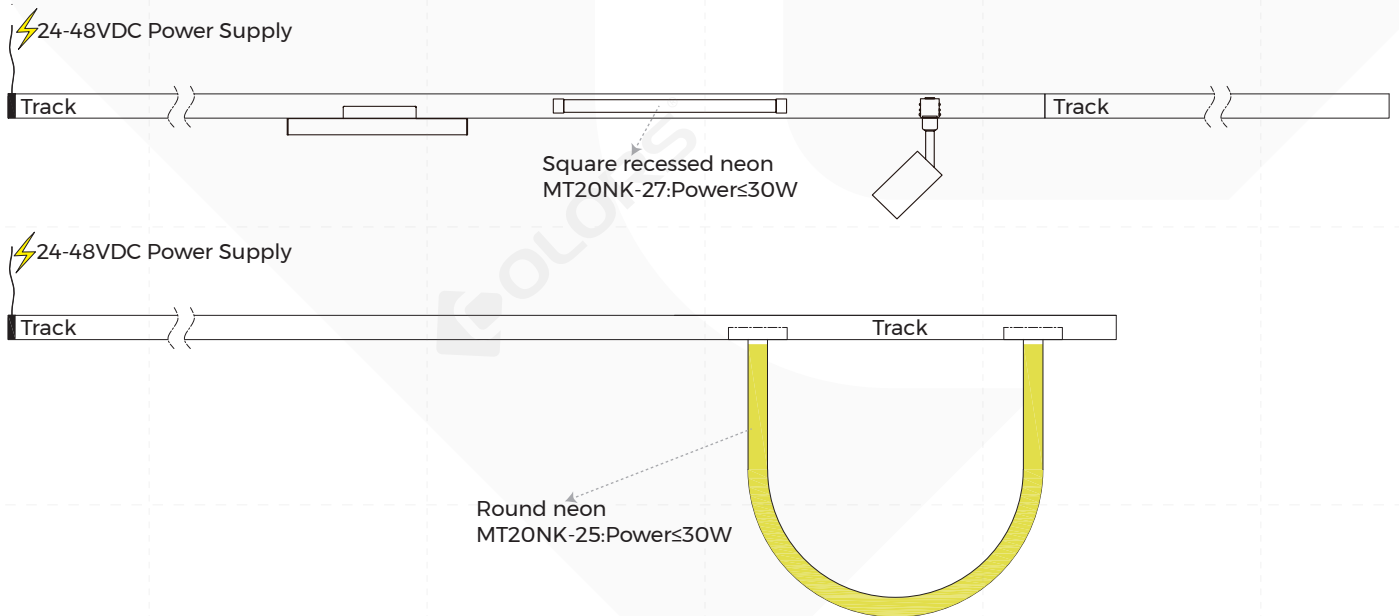
Type Power:3W



© MagTrack 20 Application



© Points to note



Supplementary power supplies are needed beside the Spotlights module / Decorative module / Linear modular under below one conditions:





1. Power of Square recessed neon MT20NK-27 > 30W
2. Power of Round neon MT20NK-25 > 30W
3. If a DC24V-48V power supply is used to power the track, then only luminaire modules with an input voltage of DC24V-48V can be selected.
4. If a DC48V power supply is used to power the track, then a luminaire module with an input voltage of DC24V-48V or DC48V can be selected.

© MagTrack 20 Product Accessories Information

Picture	Name	Model
	Trimless recessed track (9.5mm gypsum board)	TLS-MR2X0(A)
	Trimless recessed track (12.5mm gypsum board)	TLS-MR2X0(B)
	Trimless recessed track (Ordinary batching)	TLS-MR2X0(C)
	Pendant / Ceiling track	TLS-MS2X0
	Pendant / Ceiling track	TLS-MH2X0
	φ800mm 90° Trimless recessed curve track (9.5mm gypsum board)	TLS-MR208A90(A)
	φ1000mm 90° Trimless recessed curve track (9.5mm gypsum board)	TLS-MR210A90(A)
	φ1200mm 90° Trimless recessed curve track (9.5mm gypsum board)	TLS-MR212A90(A)
	φ800mm 90° Trimless recessed curve track (12.5mm gypsum board)	TLS-MR208A90(B)
	φ1000mm 90° Trimless recessed curve track (12.5mm gypsum board)	TLS-MR210A90(B)
	φ1200mm 90° Trimless recessed curve track (12.5mm gypsum board)	TLS-MR212A90(B)
	φ800mm 90° Ceiling/pendant curve track	TLS-MH208A90
	φ1000mm 90° Ceiling/pendant curve track	TLS-MH210A90
	φ1200mm 90° Ceiling/pendant curve track	TLS-MH212A90

Picture	Name	Model
	Power feeder of track	TLS-M261
	Electrical connector	TLS-M264
	I-shaped electrical connector (Recessed type)	TLS-M265
	I-shaped electrical connector (Surface)	TLS-M266
	End caps	EC-MR20
	End caps	EC-MS20
	End caps	EC-MH20
	Track blind cover	CV-M20FB
	Ceiling accessory	TLS-M271
	Pendant rope set	TLS-M272
	Ceiling screw	CL-01

Picture	Name	Model
	L-shaped corner (Downward)	L90-MR20(A)
	L-shaped corner (Inward)	L90N-MR20(A)
	L-shaped corner (Downward)	L90-MR20(B)
	L-shaped corner (Inward)	L90N-MR20(B)
	L-shaped corner (Downward)	L90-MR20(C)
	L-shaped corner (Inward)	L90N-MR20(C)
	L-shaped corner (Downward)	L90-MS20
	L-shaped corner (Inward)	L90N-MS20
	L-shaped corner (Downward)	L90-MH20
	L-shaped corner (Inward)	L90N-MH20
	L-shaped Adjustable corner (Downward)	L90-MH20(A)
	T-shaped Adjustable corner (Downward)	T90-MH20(A)
	X-shaped Adjustable corner (Downward)	X90-MH20(A)

Picture	Name	Model
	CASAMBI controller	1200EN1812-CAS-XX-BLDAV48
	Magnetic power supply (48V/100W)	MT20-HDRV100H48S-M
	Magnetic power supply (48V/200W)	MT20-HDRV200H48S-M
	48V Constant Voltage Power supply	BN-V48-XXXP

Note:

- 1,Please refer to the accessory list table for detailed parameters.
- 2,Different tracks need to be used with corresponding accessories

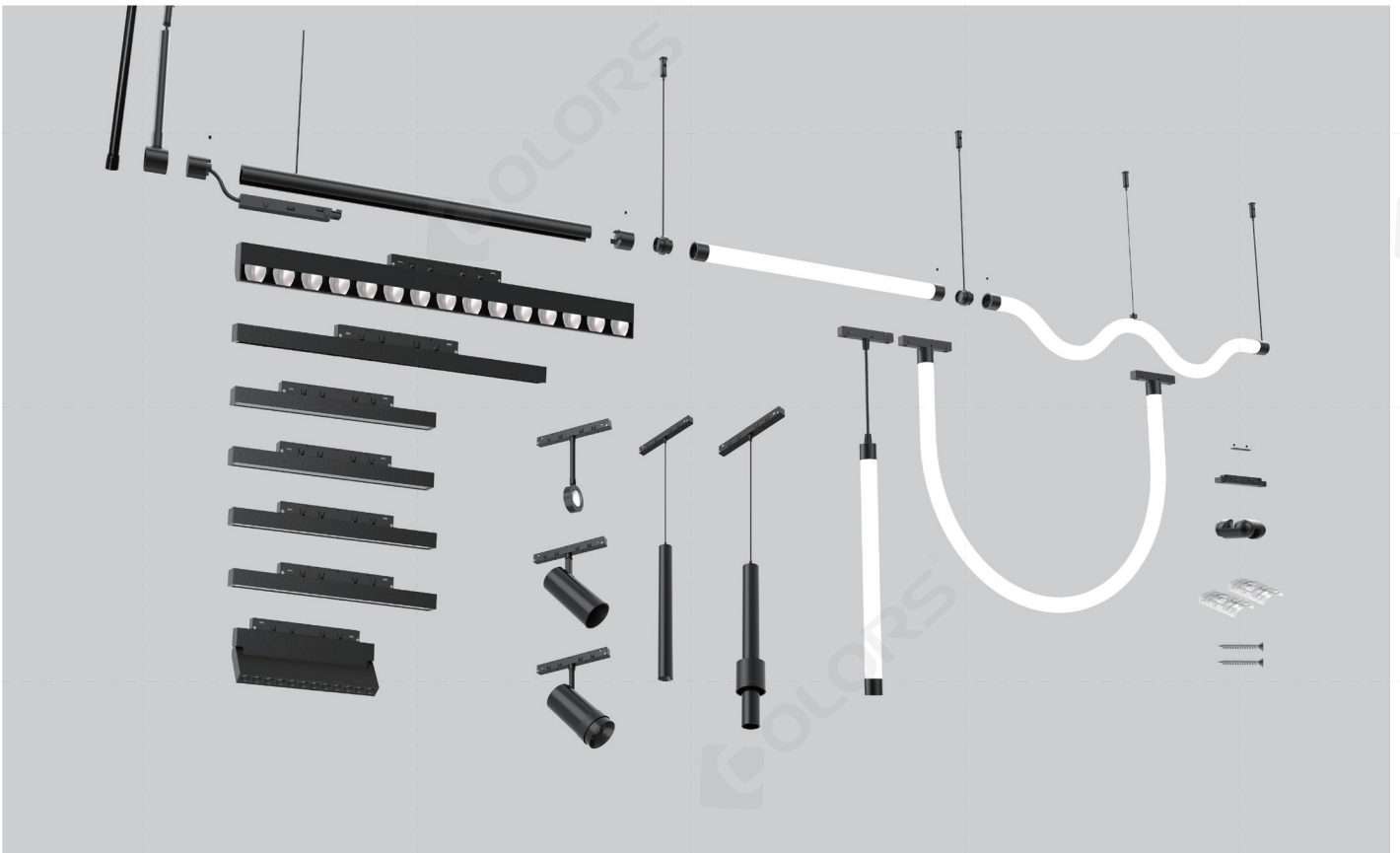
©MagTrack 20 Product Economical Accessories Information

Picture	Name	Model
	Trimless recessed track (Ordinary batching)	TLS-ECO-MR2X0
	Trimless recessed track (12.5mm gypsum board)	TLS-ECO-MR2X0(A)
	Pendant / Ceiling track	TLS-ECO-MS2X0
	Pendant / Ceiling track	TLS-ECO-MH2X0
	End caps	EC-ECO-MS20
	End caps	EC-ECO-MH20
	L-shaped corner (Inward)	L90-ECO-MS20
	L-shaped corner (Inward)	L90-ECO-MH20
	Pendant rope set	TLS-ECO-M280
	I-shaped electrical connector (Surface)	TLS-ECO-M281

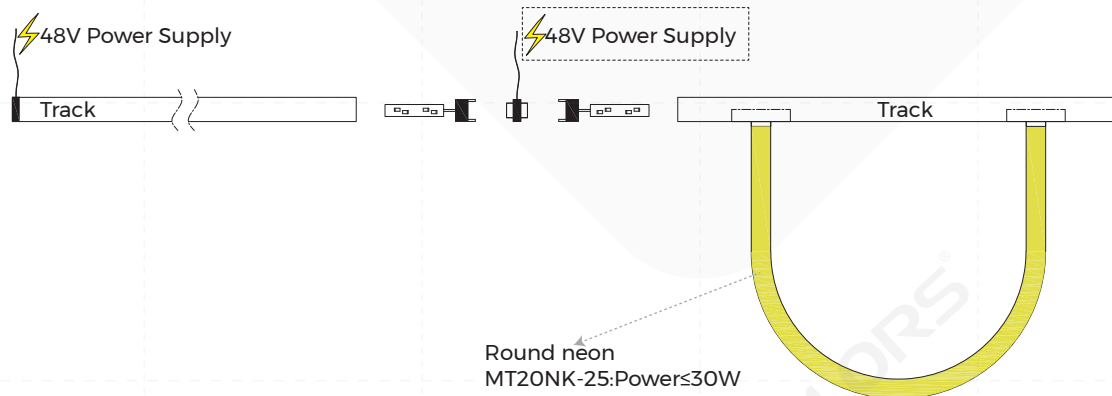
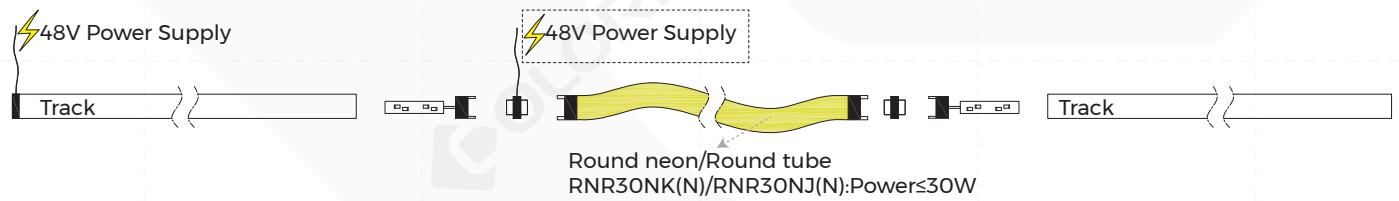
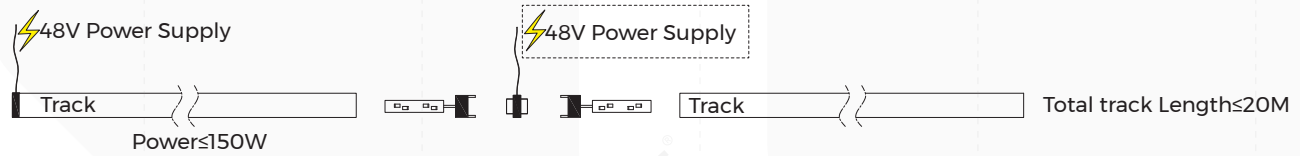
Note:

- 1,Please refer to the accessory list table for detailed parameters.
- 2,Different tracks need to be used with corresponding accessories

◎ NeonTrack Application



◎ Points to note








Supplementary power supplies are needed beside the Spotlights module / Decorative module / Linear modular under below one conditions:

1. Load $> 150W$ on the track or Total track length $> 20M$
2. Power of Round neon/Round tube $> 30W$

© NeonTrack Product Accessories Information

Picture	Name	Model
	Round track	TLS-R6X0
	End cap	TLS-R600
	Turned connector	TLS-R860
	Straight connector	TLS-R861
	Power feeder of track	TLS-R862 (N)
	I-shaped electrical connector	TLS-R863 (N)
	Female end cap	TLS-R865
	Ceiling screw	CL-21
	Track pendant rod	PG-I
	Track pendant cable	PN-D

Picture	Name	Model
	Ceiling accessories	CL-18
	Pendant accessories	TLS-R892
	Neon lights Pendant rod (1-2 Meter Adjustable)	TLS-R893
	Neon lights Pendant rod (0.5-1 Meter Adjustable)	TLS-R895
	48V Constant Voltage Power supply	BN-V48-XXXP

Note:

- 1, Please refer to the accessory list table for detailed parameters.
- 2, Different tracks need to be used with corresponding accessories

◎Packing

Model	Size (mm/box)	Quantity /box	Quantity /carton	NW (kg/box)	NW (kg/carton)	GW (kg)	Size (mm/carton)
TLS-MT20S30-03904036-NBB	206*164*52 [8.11"*6.46"*2.05"]	1	20	0.1	2	6.89	429*280*350 [16.89"*11.02"*13.78"]

◎Model Code

TLS	-	M	T	20	S	30	-	03	90	40	36	-	N	B	B
System TLS: Track Light System		Series M: Magnetic Module	Installation T: Track	Track Size 20: 20mm	Type S: Spotlight	Size 30: φ30mm		Type Power 03: 3W	CRI 90: Ra>90	CCT 27: 2700K 30: 3000K 40: 4000K	Beam angle 18: 18° 24: 24° 36: 36° 50: 50°		Dimming Method N: Non-Dimming D: 1-10V Dimming A: DALI Dimming X: No Power	Color B: Black W: White	Inner Ring Color B: Black

◎Attentions

- 1、 Non-professionals are prohibited from installing, disassembling and repairing the product.
- 2、 Avoid scratching, distortion and irregular bending of the product during installation; otherwise it may cause irreparable damage to the product.
- 3、 Please use professional cutting tools when cutting
- 4、 Do not use any acid or alkaline adhesive to fix products
- 5、 The product is only suitable for indoor dry places, can not be used in outdoor, seaside or wet environment.
- 6、 PC features: Each 10°C rise or drop will make diffuser extend or shrink 0.8mm/m, please confirm before processing and use